

# IPEDS 2022-23 Data Collection System

IPEDS HELP DESK (877) 225-2568 | [ipedshelp@rti.org](mailto:ipedshelp@rti.org)  
OMB NO. 1850-0582 v.30 : Approval Expires 8/31/2025  
User ID: P1961491

## 12-month Enrollment 2022-23

Institution: SUNY Cortland (196149)

User ID: P1961491

### Overview

#### 12-month Enrollment Overview

The 12-month Enrollment component collects unduplicated student enrollment counts and instructional activity data for an entire 12-month period. Using the instructional activity data reported, a full-time equivalent (FTE) student enrollment at the undergraduate and graduate level is estimated (4-year institutions only). Institutions with Doctor's - professional practice students will also report the FTE enrollment of those students (4-year institutions only). NCES uses the FTE enrollment to produce indicators such as expenses by function per FTE as reported in the IPEDS Data Feedback Report.

#### Data Reporting Reminder:

- All institutions must use the July 1 - June 30 reporting period.
- Report data to accurately reflect the time period corresponding with the IPEDS survey component, even if such reporting is seemingly inconsistent with prior-year reporting.

#### Changes to reporting:

The following changes were implemented for the 2022-23 data collection period:

- The "Nonresident alien" terminology has been changed to "U.S. Nonresident" but should include the same category of students.
- A question about gender has been added at the end of the Part A to collect information about students for whom gender does not fit the binary gender (Men/Women) categories provided. **Institutions should still allocate those students to the Men/Women categories throughout the survey component at this time.** There are also new FAQs to help with questions about the new reporting.
- A part-time column was added for graduate student unduplicated enrollment counts.
- References to summer term were changed to summer session.
- FAQ #4 has been removed as it refers to an old change.
- FAQ #7 on consistent reporting of EF, E12, and OM has been updated for clarification.
- FAQ on reporting undocumented and DACA students has been updated along with instructions.

#### Resources:

- To download the survey materials for this component: [Survey Materials](#)
- To access your prior year data submission for this component: [Reported Data](#)

If you have questions about completing this survey, please contact the IPEDS Help Desk at 1-877-225-2568.


Institution: SUNY Cortland (196149)

## Undergraduate Instructional Activity Type

### Which instructional activity units will you use to report undergraduate instructional activity?

- Undergraduate instructional activity data in Part B may be reported in units of clock hours or credit hours.
- Please note that any graduate level instructional activity must be reported in credit hours. (4-year institutions only)

- Clock hours
- Credit hours
- Both clock and credit hours (some undergraduate programs measured in clock hours and some measured in credit hours)

 You may use the box below to provide additional context for the data you have reported above. Context notes will be posted on the College Navigator website. Therefore, you should write all context notes using proper grammar (e.g., complete sentences with punctuation) and common language that can be easily understood by students and parents (e.g., spell out acronyms).

Institution: SUNY Cortland (196149)

## Part A - Unduplicated Count for Full-time Undergraduate Students

12-month Unduplicated Count by Race/Ethnicity and Gender - Full-time Undergraduate Students

July 1, 2021 – June 30, 2022

## Reporting Reminders:

- The 12-month unduplicated count must be equal or greater than the corresponding prior year fall enrollment.
- Report Hispanic/Latino individuals of any race as Hispanic/Latino
- Report race for non-Hispanic/Latino individuals only
- Even though Teacher Preparation certificate programs may require a bachelor's degree for admission, they are considered subbaccalaureate undergraduate programs, and students in these programs are undergraduate students.

## Men

Students enrolled for <u>credit</u>	Degree/certificate-seeking			Total degree/certificate-seeking	Non-degree/non-certificate-seeking	Total, Full-time undergraduate students
	First-time	Non-first-time				
		Transfer-in	Continuing/Returning			
<u>U.S. Nonresident</u>		6	7	13		13
<u>Hispanic/Latino</u>	87	33	237	357		357
<u>American Indian or Alaska Native</u>	2	1		3		3
<u>Asian</u>	5	6	24	35		35
<u>Black or African American</u>	25	25	130	180		180
<u>Native Hawaiian or Other Pacific Islander</u>		1		1		1
<u>White</u>	389	338	1,247	1,974		1,974
Two or more races	12	2	45	59		59
<u>Race and ethnicity unknown</u>	19	12	66	97		97
<b>Total men</b>	<b>539</b>	<b>424</b>	<b>1,756</b>	<b>2,719</b>	<b>0</b>	<b>2,719</b>
Total men prior year	548	343	1,896	2,787	0	2,787

## Women

Students enrolled for <u>credit</u>	Degree/certificate-seeking			Total degree/certificate-seeking	Non-degree/non-certificate-seeking	Total, Full-time undergraduate students
	First-time	Non-first-time				
		Transfer-in	Continuing/Returning			
<u>U.S. Nonresident</u>	2	3	6	11		11
<u>Hispanic/Latino</u>	94	27	334	455		455
<u>American Indian or Alaska Native</u>	2		2	4		4
<u>Asian</u>	9	8	26	43		43
<u>Black or African American</u>	17	14	111	142		142
<u>Native Hawaiian or Other Pacific Islander</u>			2	2		2
<u>White</u>	535	251	1,800	2,586		2,586
Two or more races	23	8	44	75		75
<u>Race and ethnicity unknown</u>	21	3	85	109		109
<b>Total women</b>	<b>703</b>	<b>314</b>	<b>2,410</b>	<b>3,427</b>	<b>0</b>	<b>3,427</b>
Total women prior year	762	309	2,506	3,577	1	3,578

<b>Grand total (2021-22)</b>	<b>1,242</b>	<b>738</b>	<b>4,166</b>	<b>6,146</b>	<b>0</b>	<b>6,146</b>
Prior year data:						

Grand total (men+women) prior year	1,310	652	4,402	6,364	1	6,365
Total Full-time undergraduate enrollment Fall 2021 <i>NOTE: Grand total (2021-22) calculated above is expected to be greater than total Full-time undergraduate enrollment Fall 2021.</i>	1,221	545	4,050	5,816		5,816

Institution: SUNY Cortland (196149)

## Part A - Unduplicated Count for Part-time Undergraduate Students

12-month Unduplicated Count by Race/Ethnicity and Gender - Part-time Undergraduate Students

July 1, 2021 – June 30, 2022

## Reporting Reminders:

- The 12-month unduplicated count must be equal or greater than the corresponding prior year fall enrollment.
- Report Hispanic/Latino individuals of any race as Hispanic/Latino
- Report race for non-Hispanic/Latino individuals only
- Even though Teacher Preparation certificate programs may require a bachelor's degree for admission, they are considered subbaccalaureate undergraduate programs, and students in these programs are undergraduate students.

## Men

Students enrolled for <u>credit</u>	Degree/certificate-seeking			Total degree/certificate-seeking	Non-degree/non-certificate-seeking	Total, Part-time undergraduate students
	First-time	Non-first-time				
		Transfer-in	Continuing/Returning			
<u>U.S. Nonresident</u>				0		0
<u>Hispanic/Latino</u>	1		26	27	6	33
<u>American Indian or Alaska Native</u>			1	1	1	2
<u>Asian</u>			5	5	1	6
<u>Black or African American</u>			12	12	6	18
<u>Native Hawaiian or Other Pacific Islander</u>				0		0
<u>White</u>		7	131	138	58	196
Two or more races			5	5	1	6
<u>Race and ethnicity unknown</u>			9	9	7	16
<b>Total men</b>	<b>1</b>	<b>7</b>	<b>189</b>	<b>197</b>	<b>80</b>	<b>277</b>
Total men prior year	4	11	164	179	85	264

## Women

Students enrolled for <u>credit</u>	Degree/certificate-seeking			Total degree/certificate-seeking	Non-degree/non-certificate-seeking	Total, Part-time undergraduate students
	First-time	Non-first-time				
		Transfer-in	Continuing/Returning			
<u>U.S. Nonresident</u>			1	1		1
<u>Hispanic/Latino</u>			10	10	7	17
<u>American Indian or Alaska Native</u>				0		0
<u>Asian</u>			1	1	7	8
<u>Black or African American</u>			7	7	4	11
<u>Native Hawaiian or Other Pacific Islander</u>				0	1	1
<u>White</u>		2	91	93	107	200
Two or more races		1	2	3	1	4
<u>Race and ethnicity unknown</u>		1	2	3	7	10
<b>Total women</b>	<b>0</b>	<b>4</b>	<b>114</b>	<b>118</b>	<b>134</b>	<b>252</b>
Total women prior year	0	10	146	156	142	298

<b>Grand total (2021-22)</b>	<b>1</b>	<b>11</b>	<b>303</b>	<b>315</b>	<b>214</b>	<b>529</b>
Prior year data:						

Grand total (men+women) prior year	4	21	310	335	227	562
Total Part-time undergraduate enrollment Fall 2021 <i>NOTE: Grand total (2021-22) calculated above is expected to be greater than total Part-time undergraduate enrollment Fall 2021.</i>		9	149	158	10	168

Institution: SUNY Cortland (196149)

User ID: P1961491

## Part A - Unduplicated Count for Undergraduate Students

12-month Unduplicated Count by Race/Ethnicity and Gender - Undergraduate Student Total

July 1, 2021 – June 30, 2022

**Men**

Students enrolled for credit	Total full-time undergraduate students	Total part-time undergraduate students	Grand total, all undergraduate students
<u>U.S. Nonresident</u>	13	0	<b>13</b>
<u>Hispanic/Latino</u>	357	33	<b>390</b>
<u>American Indian or Alaska Native</u>	3	2	<b>5</b>
<u>Asian</u>	35	6	<b>41</b>
<u>Black or African American</u>	180	18	<b>198</b>
<u>Native Hawaiian or Other Pacific Islander</u>	1	0	<b>1</b>
<u>White</u>	1,974	196	<b>2,170</b>
Two or more races	59	6	<b>65</b>
<u>Race and ethnicity unknown</u>	97	16	<b>113</b>
<b>Total men</b>	<b>2,719</b>	<b>277</b>	<b>2,996</b>

**Women**

Students enrolled for credit	Total full-time students	Total part-time students	Grand total, all students
<u>U.S. Nonresident</u>	11	1	<b>12</b>
<u>Hispanic/Latino</u>	455	17	<b>472</b>
<u>American Indian or Alaska Native</u>	4	0	<b>4</b>
<u>Asian</u>	43	8	<b>51</b>
<u>Black or African American</u>	142	11	<b>153</b>
<u>Native Hawaiian or Other Pacific Islander</u>	2	1	<b>3</b>
<u>White</u>	2,586	200	<b>2,786</b>
Two or more races	75	4	<b>79</b>
<u>Race and ethnicity unknown</u>	109	10	<b>119</b>
<b>Total women</b>	<b>3,427</b>	<b>252</b>	<b>3,679</b>
<b>Grand Total (men+women)</b>	<b>6,146</b>	<b>529</b>	<b>6,675</b>

Institution: SUNY Cortland (196149)

## Part A - Unduplicated Count for Graduate Students

## 12-month Unduplicated Count by Race/Ethnicity and Gender - Full-time and Part-time Graduate Students

July 1, 2021 – June 30, 2022

## Reporting Reminders:

- The 12-month unduplicated count must be equal or greater than the corresponding prior year fall enrollment.
- Report Hispanic/Latino individuals of any race as Hispanic/Latino
- Report race for non-Hispanic/Latino individuals only
- Report **all** postbaccalaureate degree and certificate students as graduate students, **including any doctor's - professional practice students (formerly first-professional)**

## Men

Students <u>enrolled for credit</u>	Total <u>full-time</u>	Total <u>part-time</u>	Total <u>graduate students</u>
<u>U.S. Nonresident</u>	<input type="text" value=""/>	<input type="text" value="2"/>	<b>2</b>
<u>Hispanic/Latino</u>	<input type="text" value="6"/>	<input type="text" value="7"/>	<b>13</b>
<u>American Indian or Alaska Native</u>	<input type="text" value=""/>	<input type="text" value="1"/>	<b>1</b>
<u>Asian</u>	<input type="text" value=""/>	<input type="text" value="1"/>	<b>1</b>
<u>Black or African American</u>	<input type="text" value="4"/>	<input type="text" value="9"/>	<b>13</b>
<u>Native Hawaiian or Other Pacific Islander</u>	<input type="text" value=""/>	<input type="text" value=""/>	<b>0</b>
<u>White</u>	<input type="text" value="75"/>	<input type="text" value="161"/>	<b>236</b>
Two or more races	<input type="text" value="3"/>	<input type="text" value=""/>	<b>3</b>
<u>Race and ethnicity unknown</u>	<input type="text" value=""/>	<input type="text" value="2"/>	<b>2</b>
<b>Total men</b>	<b>88</b>	<b>183</b>	<b>271</b>
<b>Total men prior year</b>			<b>291</b>

## Women

Students <u>enrolled for credit</u>	Total <u>full-time</u>	Total <u>part-time</u>	Total <u>Graduate students</u>
<u>U.S. Nonresident</u>	<input type="text" value="1"/>	<input type="text" value="5"/>	<b>6</b>
<u>Hispanic/Latino</u>	<input type="text" value="11"/>	<input type="text" value="21"/>	<b>32</b>
<u>American Indian or Alaska Native</u>	<input type="text" value=""/>	<input type="text" value="1"/>	<b>1</b>
<u>Asian</u>	<input type="text" value="2"/>	<input type="text" value="6"/>	<b>8</b>
<u>Black or African American</u>	<input type="text" value="6"/>	<input type="text" value="7"/>	<b>13</b>
<u>Native Hawaiian or Other Pacific Islander</u>	<input type="text" value=""/>	<input type="text" value=""/>	<b>0</b>
<u>White</u>	<input type="text" value="236"/>	<input type="text" value="370"/>	<b>606</b>
Two or more races	<input type="text" value="2"/>	<input type="text" value="5"/>	<b>7</b>
<u>Race and ethnicity unknown</u>	<input type="text" value="5"/>	<input type="text" value="2"/>	<b>7</b>
<b>Total women</b>	<b>263</b>	<b>417</b>	<b>680</b>
<b>Total women prior year</b>			<b>517</b>

<b>Grand total (2021-22)</b>	<b>351</b>	<b>600</b>	<b>951</b>
<b>Prior year data:</b>			
<b>Unduplicated headcount (2020-21)</b>			<b>808</b>
<b>Total enrollment Fall 2021</b> <i>NOTE: Grand total (2021-22) calculated above is expected to be greater than Total enrollment Fall 2021.</i>	<b>249</b>	<b>425</b>	<b>674</b>



Institution: SUNY Cortland (196149)

Part A - Gender Unknown or another gender than Men/Women categories

12-month Unduplicated Count by Gender Unknown or another gender than provided men/women categories

- The 'gender unknown' category is to report students for whom the institution does not know a gender.
- Institutions should not ask students that do not select a binary gender to allocate themselves to a binary gender category; it is up to the institution to allocate unknown students and students that indicate another gender into the binary categories throughout the forms where required. One method commonly used by institutions is to allocate these students to the binary categories required in other parts of the form using the proportion of men to women reported.

Is your institution able to report **another gender** for the 2022-23 data collection? If you indicate 'No', your institution should leave the cells in the rows for '**Another gender**' blank (i.e., do not report 0). If you indicate 'Yes', but no students identified as **another gender**, please enter '0'.

Undergraduate students:

- Yes
- No

Graduate students:

- Yes
- No

Of the total students reported, how many students did you allocate to a binary gender category (Men/Women) because their gender was unknown or another gender than the provided categories?

	Number of students	
	Undergraduate students	Graduate students
<b>Grand total</b>	<b>6,675</b>	<b>951</b>
Gender unknown (i.e., gender information is not known or not collected).	<input type="text" value="0"/>	<input type="text" value="0"/>
<b>Another gender</b> (i.e., gender information is known but does not fall into either of the mutually exclusive binary categories provided [Men/Women]).	<input type="text"/>	<input type="text"/>
<b>Total of Gender unknown + Another gender</b>	<b>0</b>	<b>0</b>
<b>Total of Students for whom gender is known and falls into one of the mutually exclusive binary categories provided [Men/Women]</b>	<b>6,675</b>	<b>951</b>

Institution: SUNY Cortland (196149)


User ID: P1961491

Part A – 12-month Enrollment by Distance Education Status

12-month Unduplicated Count - Distance Education Status

July 1, 2021 – June 30, 2022

	Undergraduate Students		Graduate Students
	Degree/certificate-seeking	Non-degree/non-certificate-seeking	
Students <i>enrolled exclusively</i> in <u>distance education courses</u>	201	197	519
Students <i>enrolled in at least one but not all</i> distance education courses	3,393	0	273
Students <i>not enrolled in any</i> distance education courses	2,867	17	159
<b>Total (from prior part A screens)</b>	<b>6,461</b>	<b>214</b>	<b>951</b>

 You may use the box below to provide additional context for the data you have reported above. Context notes will be posted on the College Navigator website. Therefore, you should write all context notes using proper grammar (e.g., complete sentences with punctuation) and common language that can be easily understood by students and parents (e.g., spell out acronyms).

Institution: SUNY Cortland (196149)

Part B - Instructional Activity

12-month Instructional Activity

July 1, 2021 - June 30, 2022

Instructional Activity Reporting Reminder:

- Instructional activity is used to calculate an IPEDS FTE based on the institution's reported calendar system.
- Graduate credit hour activity should not include any doctor's – professional practice activity, the total of those students' FTE is entered separately instead.

FTE Reporting Reminder:

- Institutions need not report their own calculations of undergraduate or graduate FTE unless IPEDS FTE calculations would be misleading for comparison purposes among all IPEDS reporting institutions.

Instructional Activity

	2021-22 total activity	Prior year data
Undergraduate level:		
<u>Credit hour activity.</u>	180,408	185,658
Graduate level:		
<u>Credit hour activity.</u>	9,314	9,355


Full-Time Equivalent (FTE) of Students

Calendar system (as reported on the prior year IC Header survey component):	Semester
-----------------------------------------------------------------------------	----------

If the IPEDS calculated FTE estimates below are not reasonable, **AND** you have reported the correct instructional activity hours above, enter your best FTE estimate in the "Institution reported FTE" column below and save the page. This option should be used **ONLY** if the calculated estimate is not reasonable for your institution and IPEDS comparisons.

Please provide your best estimate of undergraduate and graduate FTE for the 12-month reporting period **only if the calculated FTE estimate below is not reasonable for IPEDS comparison purposes**. Please provide an explanation in the context box if the option is used due to Coronavirus Pandemic.

	Calculated FTE 2021-22	Institution reported FTE 2021-22	Prior year FTE 2020-21
Undergraduate student FTE	6,014	6,014	6,189
Graduate student FTE	388	388	390
<b>Total FTE students</b>	<b>6,402</b>	<b>6,402</b>	<b>6,579</b>

 Context notes will be posted on the College Navigator website. Therefore, you should write all context notes using proper grammar (e.g., complete sentences with punctuation) and common language that can be easily understood by students and parents (e.g., spell out acronyms).

Institution: SUNY Cortland (196149)

Prepared by

**Prepared by**

Reporting Reminders:

- The name of the preparer is being collected so that we can follow up with the appropriate person in the event that there are questions concerning the data.
- The Keyholder will be copied on all email correspondence to other preparers.
- The time it took to prepare this component is being collected so that we can continue to improve our estimate of the reporting burden associated with IPEDS.
- Please include in your estimate the time it took for you to review instructions, query and search data sources, complete and review the component, and submit the data through the Data Collection System.
- Thank you for your assistance.

This survey component was prepared by:

<input type="radio"/>	Keyholder	<input type="radio"/>	SFA Contact	<input type="radio"/>	HR Contact
<input type="radio"/>	Finance Contact	<input type="radio"/>	Academic Library Contact	<input checked="" type="radio"/>	Other

Name:

Email:

How many staff from your institution only were involved in the data collection and reporting process of this survey component?

Number of Staff (including yourself)

How many hours did you and others from your institution only spend on each of the steps below when responding to this survey component?  
*Exclude the hours spent collecting data for state and other reporting purposes.*

Staff member	Collecting Data Needed	Revising Data to Match IPEDS Requirements	Entering Data	Revising and Locking Data
Your office	<input type="text" value="1.00"/> hours	<input type="text" value="0.50"/> hours	<input type="text" value="0.50"/> hours	<input type="text" value="0.00"/> hours
Other offices	<input type="text" value="0.00"/> hours	<input type="text" value="0.00"/> hours	<input type="text" value="0.00"/> hours	<input type="text" value="0.00"/> hours

Institution: SUNY Cortland (196149)

User ID: P1961491

## Summary screen

**12-Month Enrollment Component Summary**

IPEDS collects important information regarding your institution. All data reported in IPEDS survey components become available in the IPEDS Data Center and appear as aggregated data in various Department of Education reports. Additionally, some of the reported data appears specifically for your institution through the College Navigator website and is included in your institution's Data Feedback Report (DFR). The purpose of this summary is to provide you an opportunity to view some of the data that, when accepted through the IPEDS quality control process, will appear on the College Navigator website and/or your DFR. College Navigator is updated approximately three months after the data collection period closes and Data Feedback Reports will be available through the [Data Center](#) and sent to your institution's CEO in November 2022.

Please review your data for accuracy. If you have questions about the data displayed below after reviewing the data reported on the survey screens, please contact the IPEDS Help Desk at: 1-877-225-2568 or [ipedshelp@rti.org](mailto:ipedshelp@rti.org).

12-Month Unduplicated Headcount and Full-Time Equivalent Students	
Total 12-month unduplicated headcount	7,626
Undergraduate student unduplicated headcount	6,675
Graduate student unduplicated headcount	951
Total 12-month full-time equivalent (FTE) student enrollment	6,402
Undergraduate student FTE	6,014
Graduate student FTE	388

[Edit Report](#)

### 12-month Enrollment

**There are no errors for the selected survey and institution.**